

FLOW COLLECTION Chandelier



1111-GW-24

30 LIGHTS TYPE E14
 MAX 42W

Three layered chandelier; ebony wood sticks central design. 50 centimetres of chain included.

FINISH

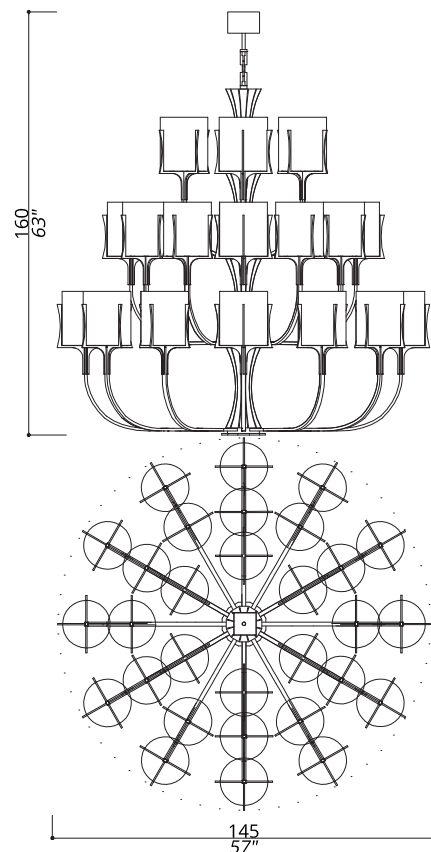
Structure and connection box in F_15 (satin gold finish); central structure in ebony wood in satin finish.

SHADE DIMENSIONS

cm. Ø 18 & 15 x H.18

SHADE FABRIC

TS24 (gold trevira wave)



NOTES

Dimensions are expressed in centimetres, if not otherwise specified.
 The total height of any chandelier includes body of chandelier plus ceiling box fixture; 50cm of chain/steel wire will be supplied free of charge.
 All products may be customized subject to prior consulting with our technical department; please send your request to info@officina-luce.it.
 Officina Luce (Registered brand of ISSARCH srl) reserves the right to change or delete, at any time and without prior warning, the technical specification of any model or the model itself, depending on technical and commercial requirements.

FLOW COLLECTION Chandelier

1111-NW-24

30 LIGHTS TYPE E14
MAX 42W

Three layered chandelier; ebony wood sticks central design. 50 centimetres of chain included.

FINISH

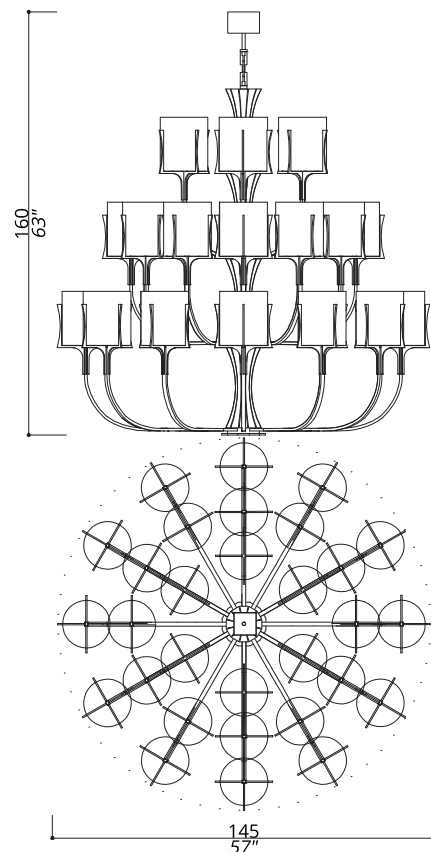
Structure and connection box in F_31 (polished nickel finish); central structure in ebony wood in satin finish.

SHADE DIMENSIONS

cm. Ø 18 & 15 x H.18

SHADE FABRIC

TS22 (ivory trevira wave)



NOTES

Dimensions are expressed in centimetres, if not otherwise specified.
The total height of any chandelier includes body of chandelier plus ceiling box fixture; 50cm of chain/steel wire will be supplied free of charge.
All products may be customized subject to prior consulting with our technical department; please send your request to info@officina-luce.it.
Officina Luce (Registered brand of ISSARCH srl) reserves the right to change or delete, at any time and without prior warning, the technical specification of any model or the model itself, depending on technical and commercial requirements.

FLOW COLLECTION Chandelier



1112-GW-24

12 LIGHTS TYPE E14
MAX 42W

Three layered chandelier; ebony wood sticks central design. 50 centimetres of chain included.

FINISH

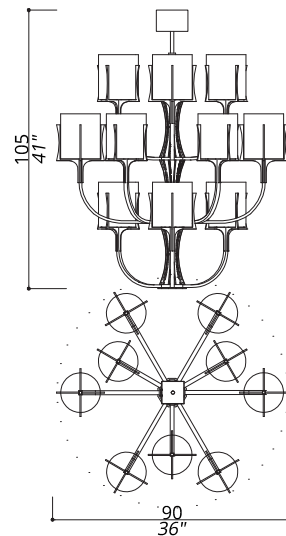
Structure and connection box in F_15 (satin gold finish); central structure in ebony wood in satin finish.

SHADE DIMENSIONS

cm. Ø 15 x H.18

SHADE FABRIC

TS24 (gold trevira wave)



NOTES

Dimensions are expressed in centimetres, if not otherwise specified.
The total height of any chandelier includes body of chandelier plus ceiling box fixture; 50cm of chain/steel wire will be supplied free of charge.
All products may be customized subject to prior consulting with our technical department; please send your request to info@officina-luce.it.
Officina Luce (Registered brand of ISSARCH srl) reserves the right to change or delete, at any time and without prior warning, the technical specification of any model or the model itself, depending on technical and commercial requirements.

FLOW COLLECTION Chandelier



1112-NW-24

12 LIGHTS TYPE E14
MAX 42W

Three layered chandelier; ebony wood sticks central design. 50 centimetres of chain included.

FINISH

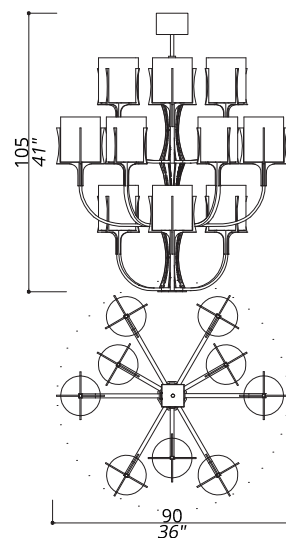
Structure and connection box in F_35 (antiqued nickel finish); central structure in ebony wood in satin finish.

SHADE DIMENSIONS

cm. Ø 15 x H.18

SHADE FABRIC

TS24 (gold trevira wave)



NOTES

Dimensions are expressed in centimetres, if not otherwise specified. The total height of any chandelier includes body of chandelier plus ceiling box fixture; 50cm of chain/steel wire will be supplied free of charge. All products may be customized subject to prior consulting with our technical department; please send your request to info@officina-luce.it. Officina Luce (Registered brand of ISSARCH srl) reserves the right to change or delete, at any time and without prior warning, the technical specification of any model or the model itself, depending on technical and commercial requirements.

FLOW COLLECTION Chandelier



1112-NW-S

12 LIGHTS TYPE E14
MAX 42W

Three layered chandelier; ebony wood sticks central design. 50 centimetres of chain included.

FINISH

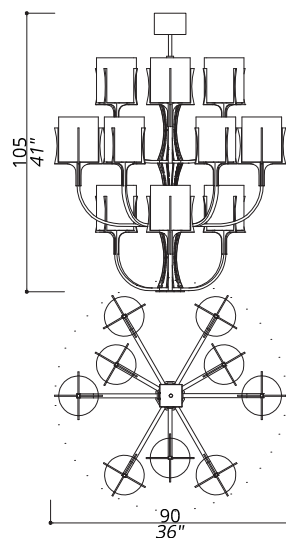
Structure and connection box in F_35 (antiqued nickel finish); central structure in ebony wood in satin finish.

SHADE DIMENSIONS

cm. Ø 15 x H.18

SHADE FABRIC

S_satin glass shades



NOTES

Dimensions are expressed in centimetres, if not otherwise specified. The total height of any chandelier includes body of chandelier plus ceiling box fixture; 50cm of chain/steel wire will be supplied free of charge. All products may be customized subject to prior consulting with our technical department; please send your request to info@officina-luce.it. Officina Luce (Registered brand of ISSARCH srl) reserves the right to change or delete, at any time and without prior warning, the technical specification of any model or the model itself, depending on technical and commercial requirements.

FLOW COLLECTION Chandelier



1113-GW-24

9 LIGHTS TYPE E14
MAX 42W

Two layered chandelier; ebony wood sticks central design.
50 centimetres of chain included.

FINISH

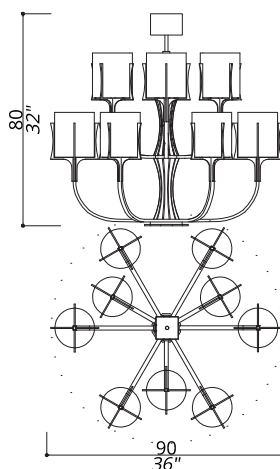
Structure and connection box in F_15 (satin gold finish);
central structure in ebony wood in satin finish.

SHADE DIMENSIONS

cm. Ø 15 x H.18

SHADE FABRIC

TS24 (gold trevira wave)



NOTES

Dimensions are expressed in centimetres, if not otherwise specified.
The total height of any chandelier includes body of chandelier plus ceiling
box fixture; 50cm of chain/steel wire will be supplied free of charge.
All products may be customized subject to prior consulting with our
technical department; please send your request to info@officina-luce.it.
Officina Luce (Registered brand of ISSARCH srl) reserves the right to
change or delete, at any time and without prior warning, the technical
specification of any model or the model itself, depending on technical
and commercial requirements.

FLOW COLLECTION Chandelier



1113-NW-24

9 LIGHTS TYPE E14
MAX 42W

Two layered chandelier; ebony wood sticks central design.
50 centimetres of chain included.

FINISH

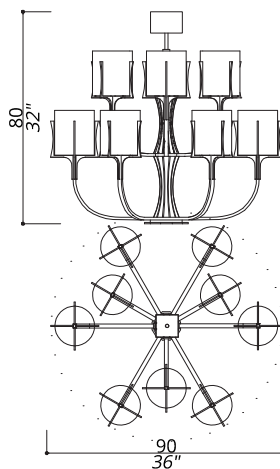
Structure and connection box in F_35 (antiqued nickel finish);
central structure in ebony wood in satin finish.

SHADE DIMENSIONS

cm. \emptyset 15 x H.18

SHADE FABRIC

TS24 (gold trevira wave)



NOTES

Dimensions are expressed in centimetres, if not otherwise specified.
The total height of any chandelier includes body of chandelier plus ceiling
box fixture; 50cm of chain/steel wire will be supplied free of charge.
All products may be customized subject to prior consulting with our
technical department; please send your request to info@officina-luce.it.
Officina Luce (Registered brand of ISSARCH srl) reserves the right to
change or delete, at any time and without prior warning, the technical
specification of any model or the model itself, depending on technical
and commercial requirements.

FLOW COLLECTION Chandelier



1113-NW-S

9 LIGHTS TYPE E14

MAX 42W

Two layered chandelier; ebony wood sticks central design.
50 centimetres of chain included.

FINISH

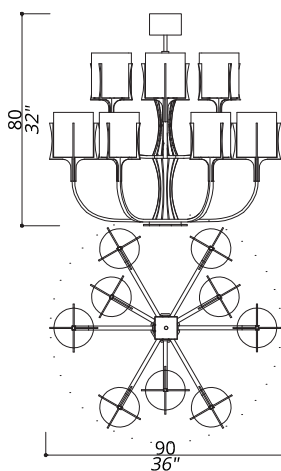
Structure and connection box in F_35 (antiqued nickel finish);
central structure in ebony wood in satin finish.

SHADE DIMENSIONS

cm. \emptyset 15 x H.18

SHADE FABRIC

S_satin glass shades



NOTES

Dimensions are expressed in centimetres, if not otherwise specified.
The total height of any chandelier includes body of chandelier plus ceiling
box fixture; 50cm of chain/steel wire will be supplied free of charge.
All products may be customized subject to prior consulting with our
technical department; please send your request to info@officina-luce.it.
Officina Luce (Registered brand of ISSARCH srl) reserves the right to
change or delete, at any time and without prior warning, the technical
specification of any model or the model itself, depending on technical
and commercial requirements.

FLOW COLLECTION Chandelier



1115-GW-24

24 LIGHTS TYPE E14
MAX 42W

Two layered chandelier; ebony wood sticks central design.
50 centimetres of chain included.

FINISH

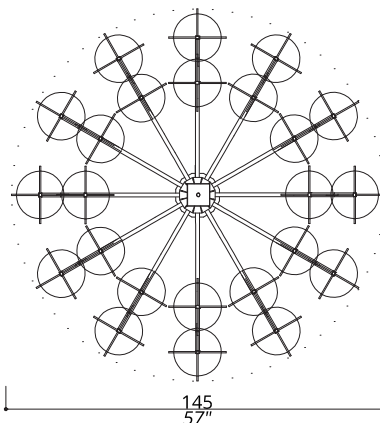
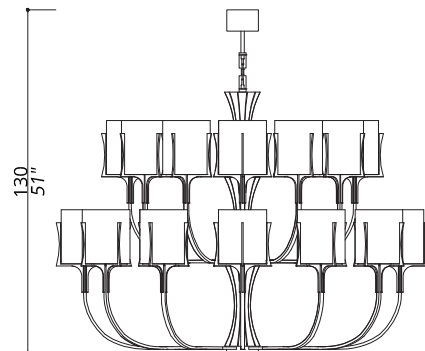
Structure and connection box in F_15 (satin gold finish);
central structure in ebony wood in satin finish.

SHADE DIMENSIONS

cm. \emptyset 18-15 x H.18

SHADE FABRIC

TS24 (gold trevira wave)



NOTES

Dimensions are expressed in centimetres, if not otherwise specified.
The total height of any chandelier includes body of chandelier plus ceiling box fixture; 50cm of chain/steel wire will be supplied free of charge.
All products may be customized subject to prior consulting with our technical department; please send your request to info@officina-luce.it.
Officina Luce (Registered brand of ISSARCH srl) reserves the right to change or delete, at any time and without prior warning, the technical specification of any model or the model itself, depending on technical and commercial requirements.

FLOW COLLECTION Chandelier



1115-NW-24

24 LIGHTS TYPE E14

MAX 42W

Two layered chandelier; ebony wood sticks central design.
50 centimetres of chain included.

FINISH

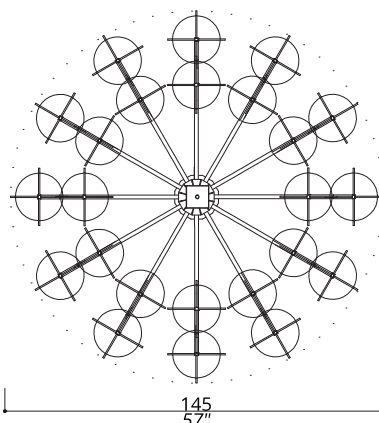
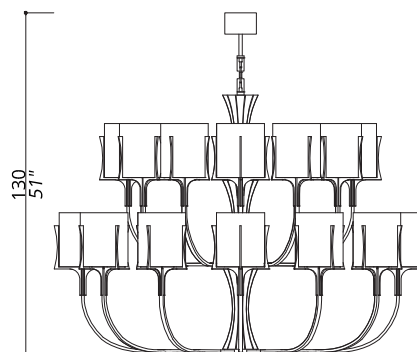
Structure and connection box in F_35 (antiqued nickel finish);
central structure in ebony wood in satin finish.

SHADE DIMENSIONS

cm. Ø 18-15 x H.18

SHADE FABRIC

TS24 (gold trevira wave)



NOTES

Dimensions are expressed in centimetres, if not otherwise specified.
The total height of any chandelier includes body of chandelier plus ceiling
box fixture; 50cm of chain/steel wire will be supplied free of charge.
All products may be customized subject to prior consulting with our
technical department; please send your request to info@officina-luce.it.
Officina Luce (Registered brand of ISSARCH srl) reserves the right to
change or delete, at any time and without prior warning, the technical
specification of any model or the model itself, depending on technical
and commercial requirements.

FLOW COLLECTION Chandelier

1116-GW-24

12 LIGHTS TYPE E14
 MAX 42W

Ebony wood sticks central design. 50 centimetres of chain included.

FINISH

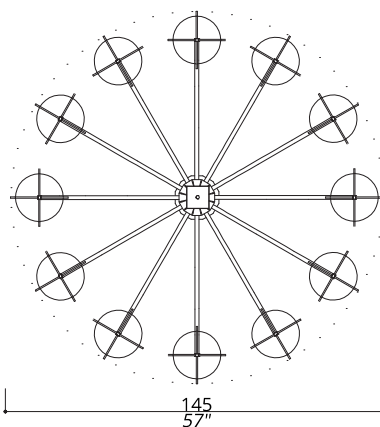
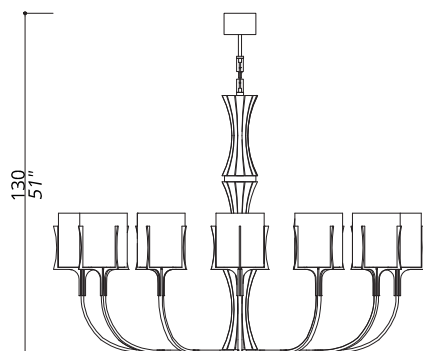
Structure and connection box in F_15 (satin gold finish);
 central structure in ebony wood in satin finish.

SHADE DIMENSIONS

cm. Ø 18 x H.18

SHADE FABRIC

TS24 (gold trevira wave)



NOTES

Dimensions are expressed in centimetres, if not otherwise specified.
 The total height of any chandelier includes body of chandelier plus ceiling box fixture; 50cm of chain/steel wire will be supplied free of charge.
 All products may be customized subject to prior consulting with our technical department; please send your request to info@officina-luce.it.
 Officina Luce (Registered brand of ISSARCH srl) reserves the right to change or delete, at any time and without prior warning, the technical specification of any model or the model itself, depending on technical and commercial requirements.

FLOW COLLECTION Chandelier



1116-NW-24

12 LIGHTS TYPE E14
MAX 42W

Ebony wood sticks central design. 50 centimetres of chain included.

FINISH

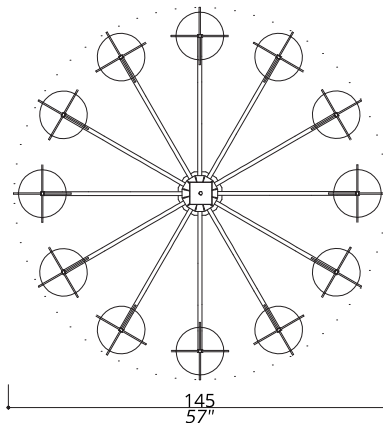
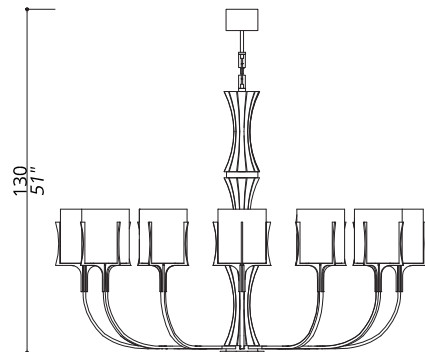
Structure and connection box in F_35 (antiqued nickel finish); central structure in ebony wood in satin finish.

SHADE DIMENSIONS

cm. \emptyset 18 x H.18

SHADE FABRIC

TS24 (gold trevira wave)



NOTES

Dimensions are expressed in centimetres, if not otherwise specified. The total height of any chandelier includes body of chandelier plus ceiling box fixture; 50cm of chain/steel wire will be supplied free of charge. All products may be customized subject to prior consulting with our technical department; please send your request to info@officina-luce.it. Officina Luce (Registered brand of ISSARCH srl) reserves the right to change or delete, at any time and without prior warning, the technical specification of any model or the model itself, depending on technical and commercial requirements.